








**NEZAHUALCOYOTL 2087**  
**ESTADO ANALITICO DEL EJERCICIO DEL PRESUPUESTO DE EGRESOS DETALLADO - LDF**  
**CLASIFICACION ADMINISTRATIVA**  
**DEL 1 DE ENERO AL 30 DE SEPTIEMBRE DE 2018**  
**( P E S O S )**

CONCEPTO	EGRESOS					SUB EJERCICIO
	APROBADO	AMPLIACIONES / (REDUCCIONES)	MODIFICADO	DEVENGADO	PAGADO	
<b>I. GASTO NO ETIQUETADO</b>	<b>721,413,213.68</b>	<b>0.00</b>	<b>721,413,213.68</b>	<b>563,168,272.47</b>	<b>520,048,847.51</b>	<b>158,244,941.21</b>
A. A00 DIRECCION GENERAL	6,448,300.72	38,542.33	6,486,843.05	3,810,638.02	3,620,750.35	2,676,205.03
B. B01 Finanzas	157,739,141.87	2,505,070.43	160,244,212.30	134,768,129.23	123,899,216.57	25,476,083.07
C. B02 Administración	38,986,169.08	-645,446.09	38,340,722.99	16,153,322.27	14,487,921.16	22,187,400.72
D. C02 Operación	504,449,863.92	-2,954,706.52	501,495,157.40	399,742,782.81	369,806,489.71	101,752,374.59
E. D00 UNIDAD JURÍDICA	5,586,267.40	37,197.63	5,623,465.03	3,050,504.20	2,939,149.05	2,572,960.83
F. E01 Planeación	1,216,069.88	2,143,952.33	3,360,022.21	2,311,456.89	2,068,457.52	1,048,565.32
G. E02 Estudios y Proyectos	4,349,280.88	-1,617,331.01	2,731,949.87	1,342,613.40	1,304,599.58	1,389,336.47
H. G00 CONTRALORIA INTERNA	2,638,119.93	492,720.90	3,130,840.83	1,988,825.65	1,922,263.57	1,142,015.18
<b>II. GASTO ETIQUETADO</b>	<b>23,525,306.00</b>	<b>0.00</b>	<b>23,525,306.00</b>	<b>4,659,127.78</b>	<b>155,062.70</b>	<b>18,866,178.22</b>
A. B01 Finanzas	1,500,000.00	0.00	1,500,000.00	0.00	0.00	1,500,000.00
B. C02 Operación	22,025,306.00	0.00	22,025,306.00	4,659,127.78	155,062.70	17,366,178.22
<b>III. TOTAL DE EGRESOS (III = I + II)</b>	<b>744,938,519.68</b>	<b>0.00</b>	<b>744,938,519.68</b>	<b>567,827,400.25</b>	<b>520,203,910.21</b>	<b>177,111,119.43</b>

DIRECTOR GENERAL  
  
 ING. JOSÉ GERARDO CARDENAS GUZMAN  


DIRECTOR DE FINANZAS  
  
 C. CELERMAN LOPEZ BAZAN  


ENCARGADO DE LA UIPE  
  
 C. JUAN MANUEL LOPEZ CARREÑO  
